

Appt: _____

To Schedule: Call or Fax

Laguna Niguel/Mission Viejo

Diagnostic Imaging • (949) 272-2200 Fax: (949) 272-2210

Breast Imaging • (949) 272-2200 Fax: (949) 272-2210

Irvine

Diagnostic Imaging • (949) 753-0900 Fax: (949) 753-1719

Breast Center • (949) 753-9090 Fax: (949) 753-9030

PET/CT • (949) 753-0363 Fax: (949) 753-8153

Santa Ana / Tustin

Diagnostic Imaging • (714) 835-6055 Fax: (714) 835-2507

Breast Center • (714) 543-9927 Fax: (714) 543-5883

Santa Ana / South Coast

Diagnostic Imaging • (714) 966-0904 Fax: (714) 966-0972

Anaheim

Diagnostic Imaging • (714) 300-0703 Fax: (714) 300-0704

PATIENT'S NAME: _____ DOB: _____

Phone: _____ Cell: _____

Referring Physician: _____ Phone: _____

Physician Address: _____

Clinical History / Diagnosis: _____

Duplicate Report To: _____

Comparison Films Available? Exam performed at _____ Date of exam: _____

Physician Signature: _____ Date Signed: _____

- STAT CALL REPORT FAX REPORT FILMS W/PATIENT FILMS W/REPORT IMAGES ON CD

IMPORTANT (See Special MRI Screening on reverse side)

MRI

OPEN MRI offered at
Santa Ana/Tustin

- Exam without contrast Exam with contrast Exam with and without contrast

- Brain Abdomen Pelvis Both

- Pituitary Extremity Rt / Lt / Bilat

- Soft Tissue Neck

- MR Angiography (MRA) Spine C T L

- Region: _____ MR Arthrography

- With 3D Rendering

MRI Breast

- Evaluation of Implants
 Evaluation for Breast Cancer

- MRI Guided Breast Biopsy

- Other: _____

Creatinine/BUN required for: CT within 90 days, MRI within 45 days if patient ≥ 60, has renal insufficiency, diabetes, or hypertension.

- Lab: Will send with patient WCRC to perform at the time of diagnostic exam

- Exam without contrast Exam with contrast Exam with and without contrast

- Brain CT Angiography CT Health Screen

- Sinuses CT Urogram Coronary

- Temporal Bones (Mastoids) CT Enterography Full Body

- Soft Tissue Neck Chest Nodule High Res Lung

- Spine C T L Abdomen Pelvis Both Virtual Colonoscopy

- Other: _____ Extremity Rt / Lt With 3D Rendering

PET/CT

- Tumor - Whole Body Solitary Pulmonary Nodule Myocardial Viability Brain
 Limited Area Skull Base to Mid-Thigh Whole Body Other: _____

ULTRA-SOUND

- Breast OB 0-14 weeks 14 weeks or more Carotid Doppler
 Abdominal Arterial Upper Lower R. Lt. Bilat Soft Tissue Neck / Thyroid
 Renal Venous Upper Lower R. Lt. Bilat Testicular
 Pelvis Other: _____
 Pelvis Ltd.-Pre and Post Void Bladder Only Pelvis Complete - Gynecologic Exam HSG

BREAST IMAGING

- Right Left Both MRI Breast
 DEXA Ductogram MRI Guided Breast Biopsy Rt / Lt
 Screening Mammogram Sono Guided Cyst Aspiration Wire Localization for Surgical Excision
 Diagnostic Mammogram Sono Guided Minimally Invasive Breast Biopsy Mammo Guidance
 Breast Ultrasound Stereo Guided Minimally Invasive Breast Biopsy Sono Guidance

NUCLEAR MEDICINE

Offered at

WCRC - Santa Ana / Tustin

- Bone Scan: Whole Body Limited W 3-Phase WSPECT Region: _____
 Myocardial Perfusion Stress/Rest w/ EF:
 Renal Scan:
 Hepatobiliary Scan: W CCK W/O CCK
 Lung Ventilation/Perfusion With Differential Quantification
 Thyroid Scan & Uptake Other: _____

DIAGNOSTIC X-Ray

Irvine Only: CXR and other limited studies

- X-ray Rt Lt Esophagram Voiding Cystourethrogram
 Body Part _____ Upper GI Cystogram
 Lower GI Retrograde Urethrogram
 Hysterosalpinogram DEXA
 Other: _____

PROCEDURES

- Epidural Steroid Injection Discogram Levels _____
 Facet Block Myelogram C T L
 Nerve Root Block Paracentesis

Please see other side for instructions and maps.

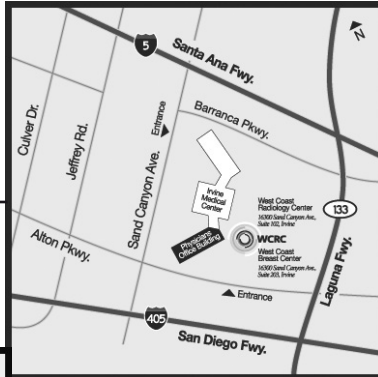
For Driving Directions, call or visit our website:

www.wcrc.com

CONVENIENT FOR ALL IMAGING NEEDS

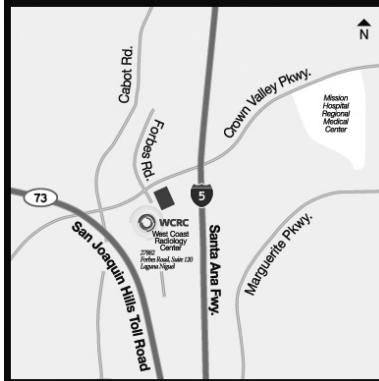
IRVINE

16300 Sand Canyon Ave.
Suite #102 and #203
Irvine, CA 92618
Phone: (949) 753-0900



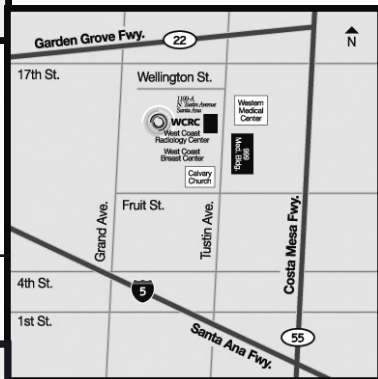
LAGUNA NIGUEL/ MISSION VIEJO

27882 Forbes Road
Suite #120
Laguna Niguel, CA 92677
Phone: (949) 272-2200



SANTA ANA / TUSTIN

1100-A North Tustin Ave.
Santa Ana, CA 92705
Phone: (714) 835-6055



SANTA ANA / SOUTH COAST

2620 S. Bristol St.
Santa Ana, CA 92704-5727
Phone: (714) 966-0904



ANAHEIM

1085 North Harbor Blvd.
Anaheim, CA 92801
Phone: (714) 300-0703

Adult Patient Preparations

Please call WCRC:

- For child/pediatric preparations
- If you are or may be pregnant
- If you have any questions

Barium Enema:

- Pick-up prep kit from WCRC at least 48 hours before exam time.
- Follow all directions on kit.

Computed Tomography (CT/with Contrast):

- Please call WCRC if you are diabetic or are known to have allergies
- In some instances, a preparation is required.
- WCRC will instruct you if a preparation is necessary.
- Creatinine/BUN required for CT within 90 days if 60 or older, renal insufficient, diabetic or hypertensive.

DEXA:

- Patients should not be scheduled within two weeks of any diagnostic or CT exam utilizing Barium or any nuclear medicine exam.

HSG (Hysterosalpinogram/Hysterosalpinography):

- Nothing to eat or drink 4 hours prior to exam.
- Should be scheduled 7-10 days from the start of menstruation.

IVP (Intravenous Pyelogram):

- Pick-up prep kit from WCRC at least 48 hours before exam time.
- Follow all directions on kit.
- Please call WCRC before your exam if you are diabetic or allergic to iodine.

Magnetic Resonance Imaging (MRI):

- If you have a pacemaker, metallic implant, previous brain surgery, or have had metal fragments in your eyes, or known allergies to Gadolinium; please call WCRC prior to appointment time.
- Creatinine/BUN required for MRI within 45 days if 60 or older, renal insufficient, diabetic or hypertensive.
- No preparation is required unless sedation is needed.

Mammogram:

- Do not wear perfume, deodorant, or powder the day of exam. If new patient, bring previous mammogram films and report.
- Please wear two piece clothing.
- Do not schedule one week before menstrual period.
- Preparation for Breast Biopsy:
 - No aspirin or "blood thinner" one week prior to biopsy.
 - Please consult your physician prior to discontinuing medications.

Nuclear Medicine:

- Preparation varies, please direct questions to our Nuclear Medicine Dept.

PET/CT:

- Do not eat or drink anything for 6-12 hours prior to your exam, except water.
- Avoid strenuous activity 24 hours in advance of your study.

Ultrasound:

Abdomen Ultrasound:

- Nothing to eat, drink or smoke after midnight.
- No breakfast, smoking or gum chewing the morning of exam.

OB and Pelvic Ultrasound:

- 1½ hours before exam time, empty your bladder and drink 32 oz. of water, finishing 1 hour prior to exam.
- Arrive with a very full bladder. Do not urinate.
- Pelvic ultrasound should not be scheduled during menstruation.

Prostate Ultrasound:

- Fleet's enema 1½ hour prior to exam.

Upper GI and/or Esophogram and/or Small Bowel Series:

- Nothing to eat, drink or smoke after midnight.
- For small-bowel series, allow at least 4 hours for exam.

WCRC is contracted with most insurance carriers. Call for more information.